

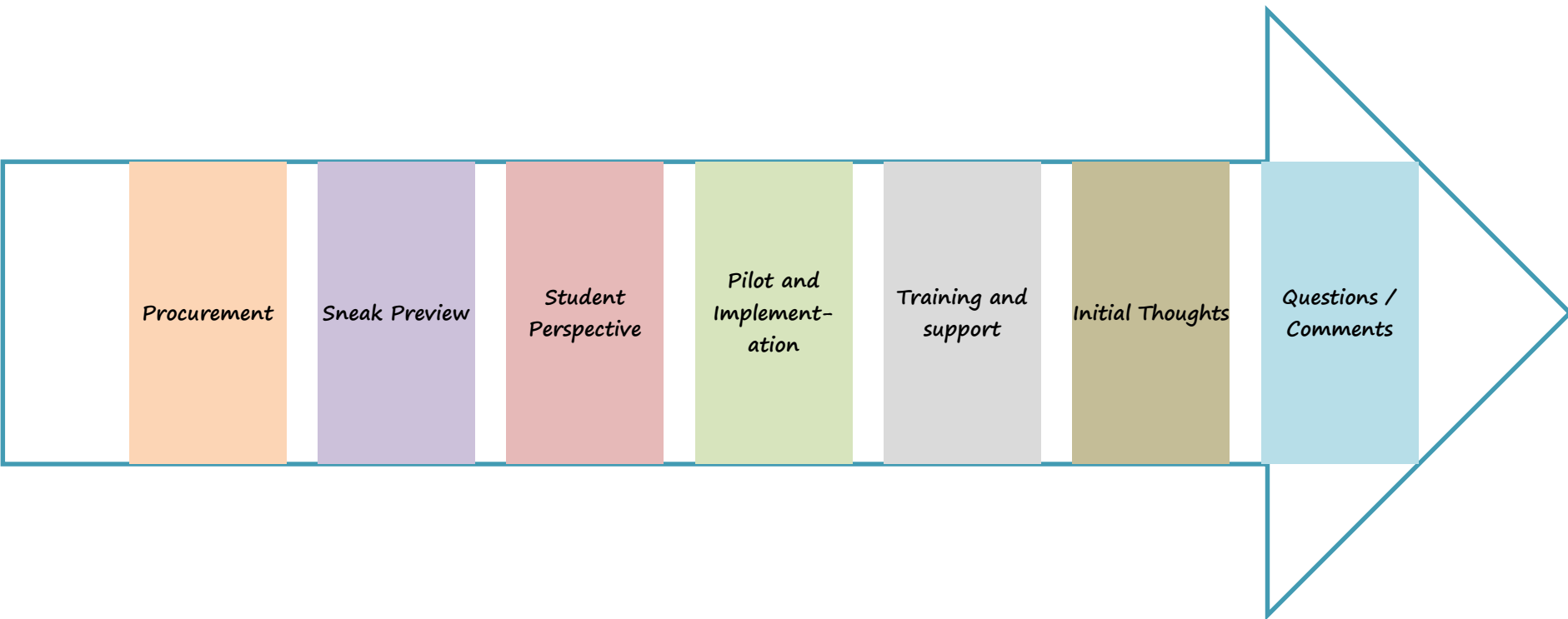
# Learning Bytes

Goodbye Blackboard, Hello Brightspace:  
The VLE Review - the story so far  
and plans for implementation in 18/19

**Learning Bytes Session**  
**October 2017**



# What we are Covering





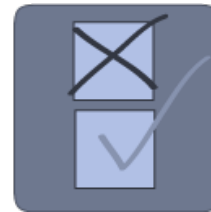
# Procurement

Andy Raistrick



## Functional Requirements Gather

- 14 Working Groups
- Comprises Academics, LTAs, Support Staff, Technical Staff
- Over 2000 Functional Criteria Defined
- Usability was a key requirement





## Procurement

- 3 Companies Responded
- 3 Market Leaders
  - Blackboard (Blackboard Learn)
  - Instructure (Canvas)
  - D2L (BrightSpace)



Blackboard



canvas  
BY INSTRUCTURE




brightspace™  
by D2L



## Tender Scoring

- Team of 5:
  - Academics
  - LTAs
  - Technical
- Double-blind marking of each functional area





## Usability Testing

- Advanced Staff 8
- Basic Staff 20
- Student 15
- Admin 4





And the winner is.....

- Functional Requirements:
  - D2L BrightSpace
- Usability Testing:
  - D2L BrightSpace








## Contract awarded


- Business Case signed off
- Contract awarded
- Legal T&Cs negotiated and contract signed





## **Sneak Preview**

**Mohammed Delar and Ryan Mann**




## **Student Perspective**

**Mohammed Delar and Ryan Mann**



# Simple Design

- Simple Yet Effective Design
- There Is A Clear Structure
- Bugs In UniLearn





# Table of Contents

- 1) Contents menu
- 2) Easy to find content
- 3) Progress checker
- 4) Bookmarking content

The screenshot shows the 'Table of Contents' page in a learning management system. On the left is a navigation menu with items: Overview, Bookmarks, Module Schedule, Table of Contents (18 items), Welcome (1 item), Content Creation (5 items), Assessments (4 items), Course Management (5 items), and Collaboration (3 items). The 'Table of Contents' item is highlighted with a red box and a blue circle containing the number 1. At the top of the menu is a 'Search Topics' field with a magnifying glass icon, also highlighted with a red box and a blue circle containing the number 2. The 'Bookmarks' item is highlighted with a red box and a blue circle containing the number 4. The main content area is titled 'Table of Contents' and includes a 'Print' icon, 'Download' and 'Send to Binder' buttons, and 'Expand All | Collapse All' options. A progress bar shows '5.26 % 1 of 19 topics complete', highlighted with a red box and a blue circle containing the number 3. Below the progress bar are sections for 'Welcome' and 'Content Creation'. The 'Welcome' section contains a message and a 'Welcome to Brightspace' link. The 'Content Creation' section features a banner with the text 'Build The Way You Teach' and a video titled 'Video: Add a Syllabus (2:12)'.



# User Progress

- Check how well I am doing
- More in-depth
- More engaging experience

The screenshot shows a user progress dashboard for 'mann, ryan'. The user's name 'Ryan Sandpit' is displayed at the top left. A sidebar menu on the left contains the following items: Summary, Grades, Objectives, Content, Discussions, Assignments, Quizzes, Checklist, Surveys, and Login History. The 'Summary' item is highlighted with a red border. The main content area is titled 'Progress Summary' and includes a 'Print' icon and a 'Help' icon. It features three sections: 'Grades' with a 'Grades Received: 0' bar; 'Objectives' with 'Learning Objectives Passed' at '0 % (0/0)' and 'In Progress: 0', 'Passed: 0', and 'Needs Remediation: 0' bars; and 'Content' with a table showing '# Visits', 'Time Spent', and 'Topics Visited'.

# Visits	Time Spent	Topics Visited
0	0d 0h 0m 0s	0



# Pilot and Implementation


Andy Raistrick



## Small Scale Implementation


- Small Scale Implementation 17/18
  - 4 Courses, 4 Schools
- Institutional Roll Out 18/19






## Currently Working on Plans for..

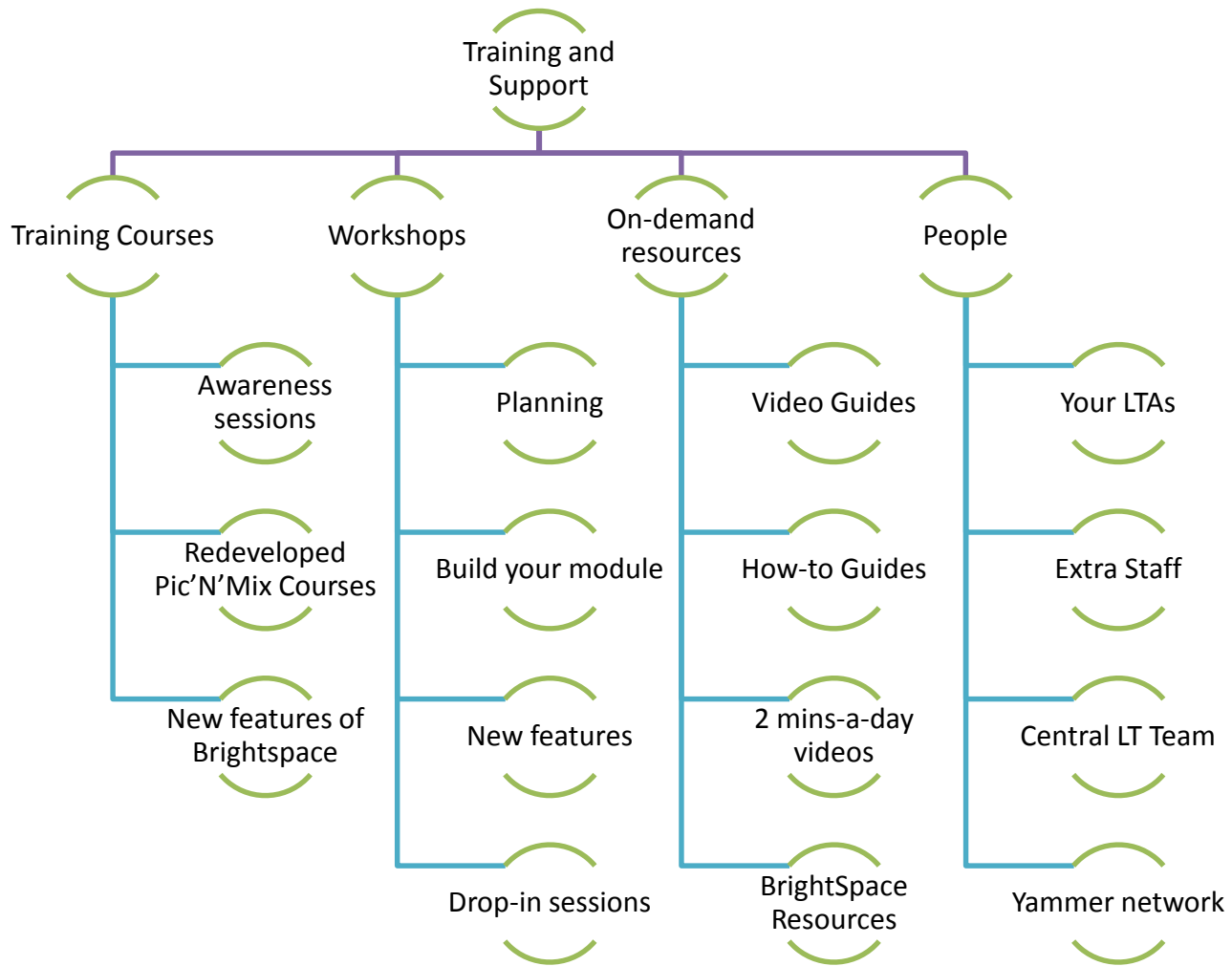
- Training
- Migration
- Integrations
- Best Practice and Structure
- Roll-over processes
- Marketing and awareness






# Training and Support


Sue Folley





# Initial Thoughts

Stephen White



# Summary of Benefits

Sue Folley



- Clean and modern interface
- More intuitive to use, less clunky, more engaging
- Responsive interface – so better experience on mobile devices
- Drag and drop of files capability
- Most common file types can be viewed in-place
- Sophisticated release conditions for content
- Personalisation of announcements and some content
- In-built eportfolio system
- Useful features like video notes, bookmarks, notifications, links to content
- Much better analytics tools to view engagement/attainment/progress
- Links of specific content to awards/competencies/learning objectives
- Less downtime and more resilience as it is software as a service



# Key to success





*Thank you!*

*Any Questions  
or Comments*

*???*