



Enhance your teaching - inspire your students

Learning Bytes Session
Tuesday 20th September 2011

Creating e-portfolios in UniLearn using Campus-Pack Tools



plearn.net

Sue Folley and Andy Raistrick - CLS

Session is aimed at:

1

- Those who have previously used the Blackboard Content Collection for e-portfolios

2

- Those who currently use portfolios with students and want an electronic means of doing this.

3

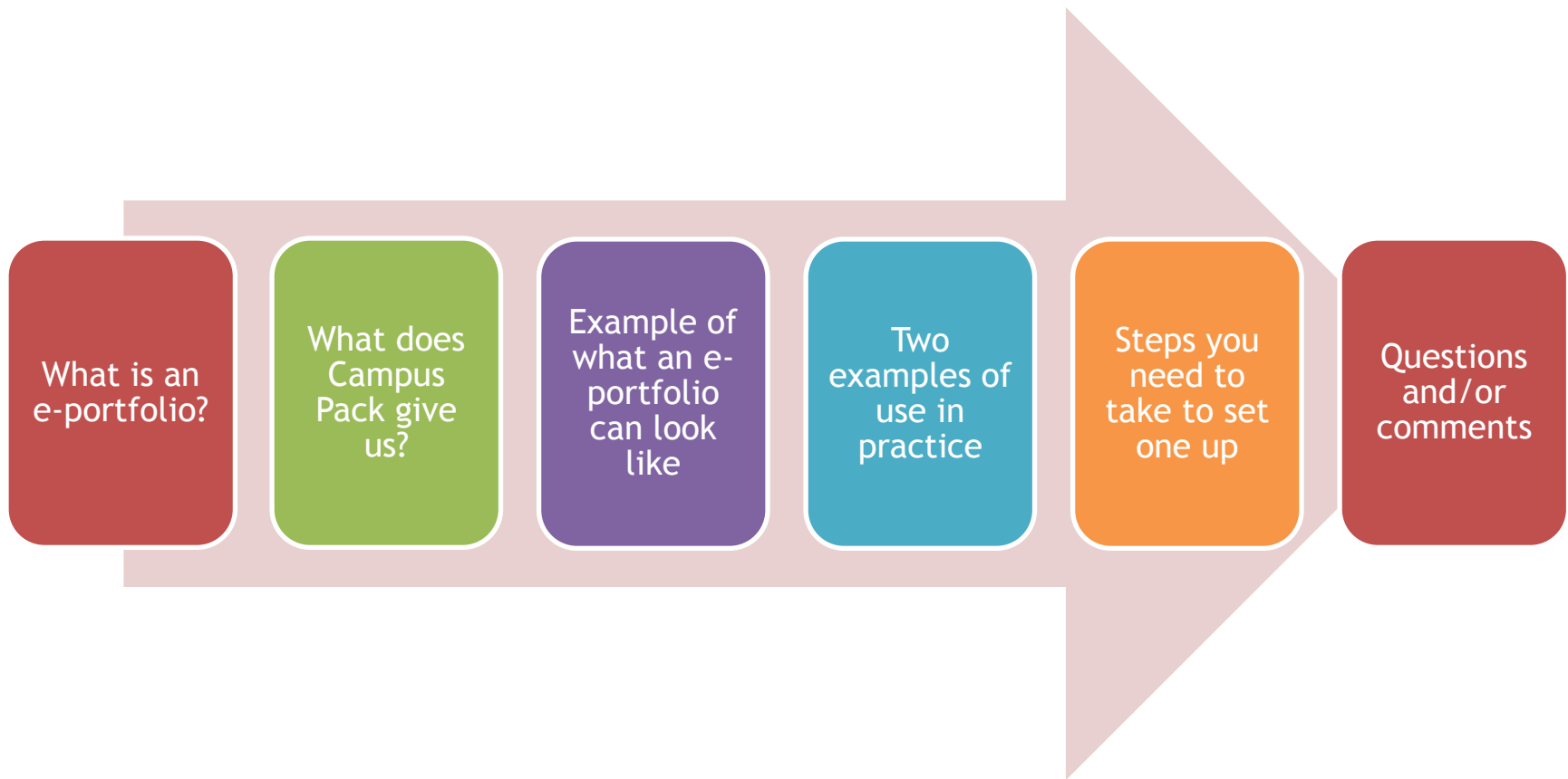
- Anyone interested in starting to use e-portfolios with students



Enhance your teaching - inspire your students

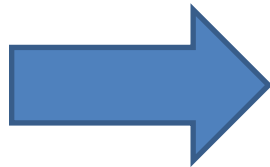
Creating e-portfolios in UniLearn using Campus-Pack Tools

Format of the session:




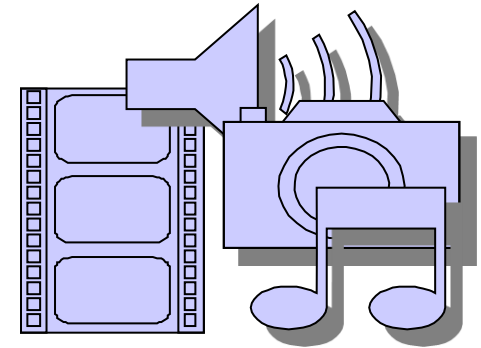
What is an e-portfolio?

- E-portfolios provide a personal space where students can select, organise and showcase their work.
- A means of presenting electronic content to your audience



What are the features of an e-portfolio?

- Easy generation of multi-page web site
- Embed of multimedia
- Sharing
 - Internal and external
 - Time driven
 - Password protected
 - Access levels
- Portability





Enhance your teaching - inspire your students

What e-portfolios be used for?

They can be used to:

- Develop and present a portfolio of work
- Present a reflective account of learning
- Help with self assessment of learning performance
- Keep evidence of transferable skills gained
- Provide evidence of academic progress
- Help with job applications
- Provide evidence of academic progress
- Prepare a project / assignment for assessment



Enhance your teaching - inspire your students

Creating e-portfolios in UniLearn using Campus-Pack Tools

e-portfolios tools:

- In-house:
 - Blackboard e-portfolios
 - Campus Pack Wikis within Blackboard
- PebblePab
- Mahara



Blackboard





Enhance your teaching - inspire your students

Creating e-portfolios in UniLearn using
Campus-Pack Tools

Examples

[Pebblepad](#)
[Campus Pack](#)
[Blackboard](#)

Steps you need to take:

- 1 • You decide on the template you want (or decide not to have one)
- 2 • Liaise with your LTA who will organise with us to create a template and assign editing permissions
- 3 • You instruct your students how to start creating an e-portfolio giving them the template name and any appropriate instructions
- 4 • You then need to show your students how to share their eportfolios with you and anyone else.



Enhance your teaching - inspire your students

Creating e-portfolios in UniLearn using
Campus-Pack Tools

Questions?

Comments?

