

How to guide for adding content from Academic Video Online to MyReading

Academic Video Online is a multidisciplinary collection of videos that covers virtually every subject area. The collection currently features over 50,000 videos, and it is still growing. Videos from a range of global partners including the BBC, Bloomberg and the British Film Institute.

Help guides are available on the Academic Video Online website for all the basics including searching, using the video player and creating playlists. Visit the [Academic Video Online help pages](#) for information and tutorials.

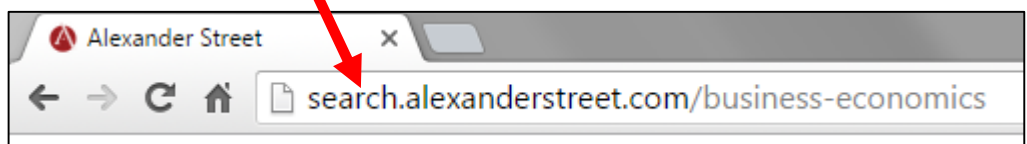
This guide introduces the various ways you can link to Academic Video Online Content MyReading:

- [Adding a link to a subject collection](#)
- [Linking to Academic Video Online from the A-Z E-resources list](#)
- [Adding a video using Summon](#)
- [Embedding video in your reading list](#)

Linking to a subject collection from Academic Video Online

The screenshot shows the Academic Video Online website interface. At the top, there is a search bar and navigation links. The main content area is titled "Business & Economics" and includes a description of the collection, a search bar, and a list of fields of interest. A callout box on the right side of the screenshot contains the text: "The database features a homepage for each discipline offering options for browsing content related to your subject area. Find these from the navigation menu under disciplines." Below the main content area, there are logos for major partners: THUNDERBIRD SCHOOL OF GLOBAL MANAGEMENT, Bloomberg Businessweek, AMACOM, SRM, Aperian, and CARMA.

Add a link on MyReading to the relevant discipline collection by copying the URL in the browser search bar. Add this link as a website to MyReading.

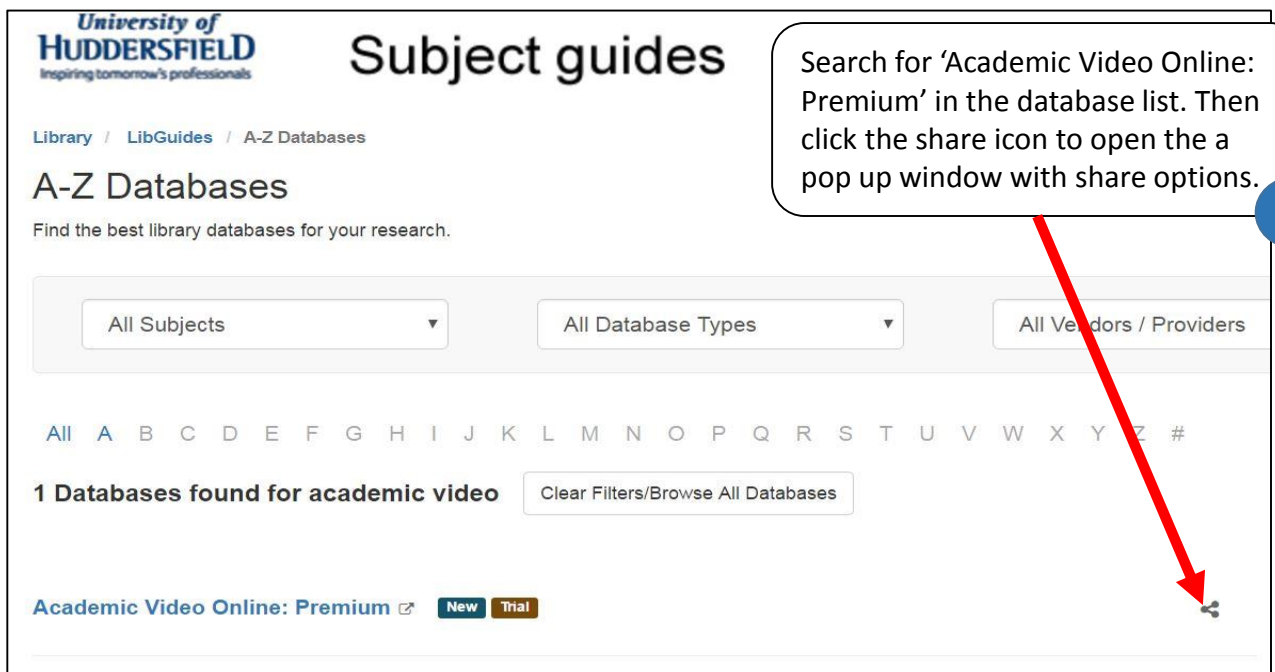
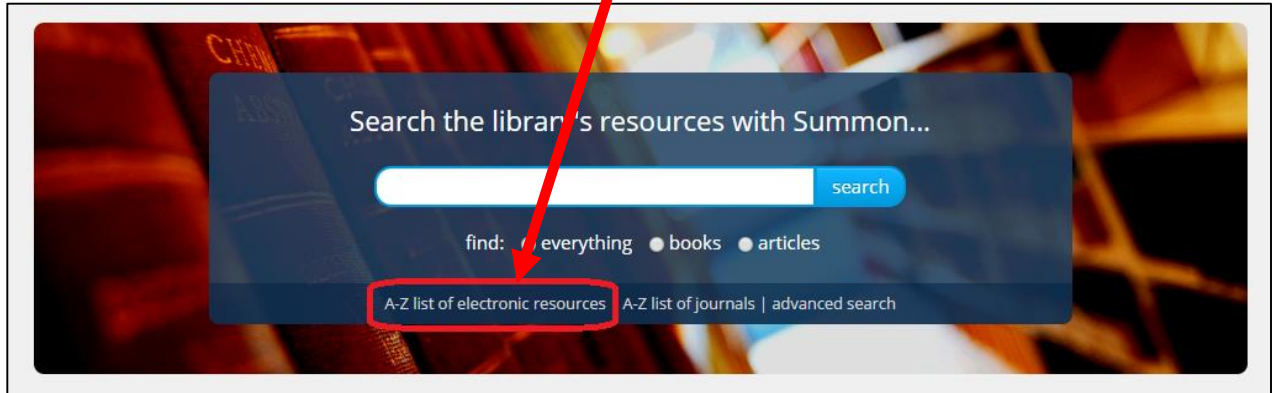


How to add Academic Video Online to MyReading using the A-Z Electronic Resources List

Academic Video Online can be accessed from the A-Z list of electronic resources on Summon. You can add a link to the main homepage of Academic Video Online to your reading list.

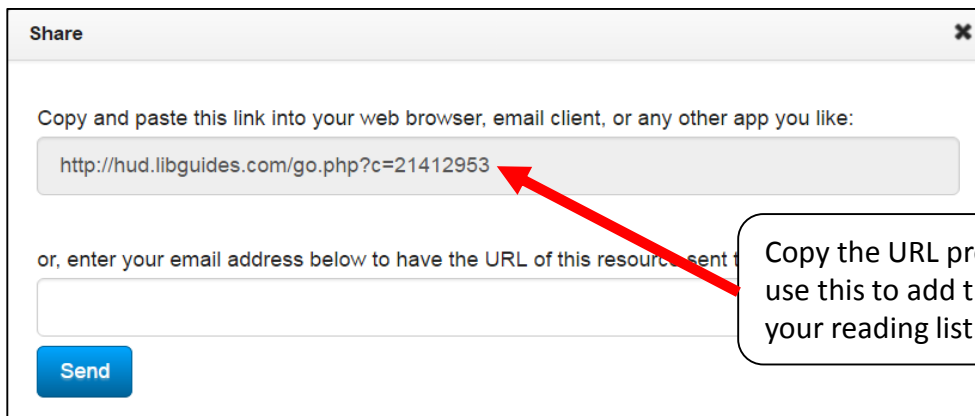
Go to the Summon homepage library.hud.ac.uk and click the 'A-Z list of electronic resources link

1



Search for 'Academic Video Online: Premium' in the database list. Then click the share icon to open the a pop up window with share options.

2



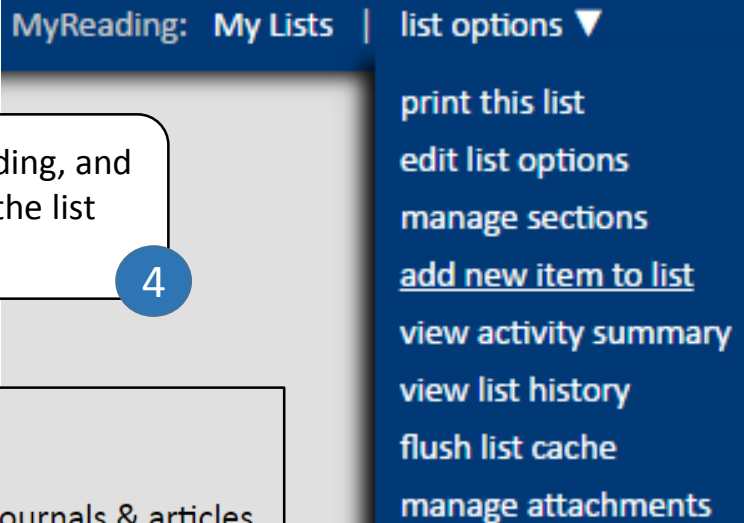
Copy the URL provided. You will use this to add the resource to your reading list.

3

Add an Academic Video Online video to MyReading

Go to your reading list in MyReading, and select add new item to list from the list options menu

4



Add a New Item...

- search Summon for books, journals & articles
- add a web site
- add a new reference manually

This resource should be added as a website so select add a web site from the list of options.

5

Paste the URL in to the web site URL field. Add Academic Video Online: Premium as the web site title.

6

please fill in all mandatory fields!

Please enter the details for the new reference...

fields in red are mandatory

item type: WEB SITE

web site URL: <http://hud.libguides.com/go.php?c=21412953>

web site title: Academic Video Online: Premium

web site author(s):

web site publisher:

publication date:

submit

Click submit and then on the next screen you will see a list of modules you have access to.

Select the list(s) that you want to add this resource to and remember to assign the appropriate reading relevance.

Then click the add to selected lists button found at the top and bottom of the page.

7

extra options

change item type to:

WEB SITE (no change) ▼

change

Adding an Academic Video Online video to MyReading using Summon

Content from Academic Video Online are indexed in Summon and will appear in search results. You can add these to a reading list on MyReading directly from Summon.

Click the MyReading button next to a result in Summon to add it to a reading list.

1

australia +simon reeve

16,638 results sorted by relevance Add results beyond your library's collection

1 **online** **Australia With Simon Reeve, Episode 3** **MyReading** ” ✉ 📁 ...

by Ozanne, Dominick; 796022

2013

... **Simon's** journey starts in Surfers Paradise near the city of Gold Coast, the Las Vegas of **Australia**...

This will be added to your reading list as a website by default. You can change the item type to Video if you prefer, using the drop down menu on the check reference screen.

2

item type: WEB SITE

web site URL: <http://libaccess.hud.ac.uk/login?url=http://www.aspresolver.com/aspresolver.asp?AVN2;23322>

web site title: Australia With Simon Reeve, Episode 1 (streaming video)

web site author(s): Matt Brandon; 796022

web site publisher: British Broadcasting Corporation

publication date: 2013

submit

extra options...

change item type to:

- WEB SITE (no change) ▾
- AUDIO (UNITUBE)
- BOOK
- BOOK CHAPTER
- FILM
- JOURNAL
- JOURNAL ARTICLE
- MUSIC SCORE
- ONLINE IMAGE
- PATENT
- SOUND RECORDING
- VIDEO**
- VIDEO (UNITUBE)
- WEB SITE (no change)

Click submit and then on the next screen you will see a list of modules you have access to.

Select the list(s) that you want to add this resource to and remember to assign the appropriate reading relevance.

Then click the add to selected lists button found at the top and bottom of the page.

3

Embed video in MyReading directly from Academic Video Online

You can embed video from Academic Video Online directly into MyReading, so students can watch the video within their reading list.

Search Academic Video Online.

1

SEARCH ALL CONTENT

All Disciplines • View work

BBC Worldwide

Details Transcript

Search transcript

01:55 [music]

02:05 **Simon Reeve** Now t
of Australia. Standin
of my journey I head
travels around Austr
more than 30 times

02:40 [sil.]

02:45 **Simon Reeve** Austr
from the rest of the
fragile environment.
nowhere else on ea
outsider.

03:15 [sil.]

Australia With Simon Reeve, Episode 1

directed by Matt Brandon, 1971-; produced by Matt Brandon, 1971-, in Australia with Simon Reeve, Series 1, Episode 1 (London, England: British Broadcasting Corporation, 2013), 59 mins

Cite Email Share Playlist Embed/Link Deselect item Send to mobile

Cite Email Share Playlist Embed/Link Select item

Under the video player you will see a range of options. Click Embed/Link to access sharing options

2

Embed Australia With Simon Reeve, Episode 1

Permanent link to Australia With Simon Reeve, Episode 1

Copy and paste the link below to create a link to this page on another website
<https://search.alexanderstreet.com/view/work/2332279>

Embed Australia With Simon Reeve, Episode 1

Copy and paste the following code to embed this player in your website

```
<iframe src="https://search.alexanderstreet.com/embed/token/07f5gchj6cp34dpp"  
frameborder="0" height="390" width="470"></iframe>
```

Copy the link code and embed code provided. These will be used to add the video to MyReading and then embed a video player within the reading list

3

Embed video in MyReading directly from Academic Video Online

Add the video to MyReading as a new reference choosing video as the item type, the form will ask for the title and URL but there won't be the option to add an embed code at this point.

4

Please enter the details for the new reference...
fields in red are mandatory

item type: VIDEO

video title: Australia With Simon Reeve, Episode 1

video URL: <https://search.alexanderstreet.com/view/work/2332279>

author/creator(s):

cast/presenter(s):

date:

publisher name:

publisher location:

duration:

recording medium:

submit

extra options

change item type to:
VIDEO (no change) ▼
change

Copy and paste the web link for recording URL code in this box.

5

Click submit and select which reading lists to add the video to. This will add a link to the video to your reading list.

If you want to embed the video player then return to the reading list.

6

video » recommended viewing
Australia With Simon Reeve, Episode 1

details edit options

item type: VIDEO (current choice) ▼

relevance: recommended viewing (current choice) ▼

video title: Australia With Simon Reeve, Episode 1

video URL: <https://search.alexanderstreet.com/view/work/2332279>

author/creator(s):

cast/presenter(s):

date:

publisher name:

publisher location:

duration:

recording medium:

embed code: `<iframe src="https://search.alexanderstreet.com/embed/token/07f5gchi6cp34dpp" frameborder="0" height="390" width="470"></iframe>`

section: Essential Reading ▼ to move this item, select a different section

add a new note:

update

fields in red are mandatory

Go to the reading list and find the video. Click to expand the item and select the edit tab. Copy and paste the embed code in to the embed code box. Then click update.

7