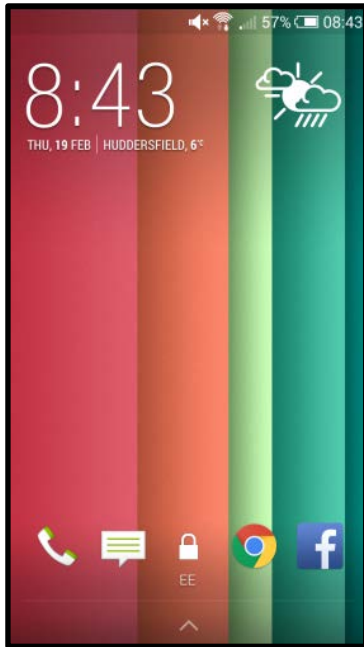



Please Note: There are a large amount of different versions of Android, they generally look similar but some Features may be different to what you are using. To do this I used a HTC MINI ONE.

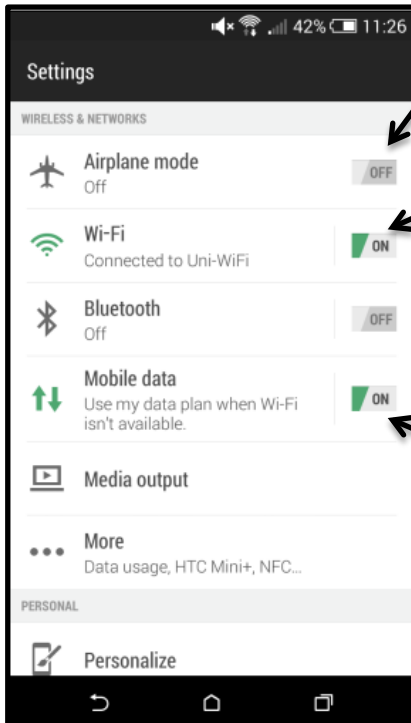


You will firstly need to unlock your phone, simply use you fingers to slide the arrow up at the bottom. If you have set up a security password you will then be asked to put it in.

Once unlock you will see a screen similar to this one here, so locate the app store tap the dotted square at the bottom of the screen.



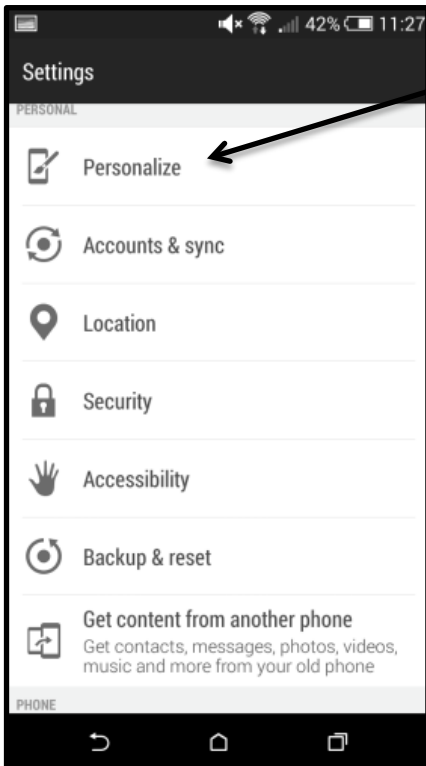
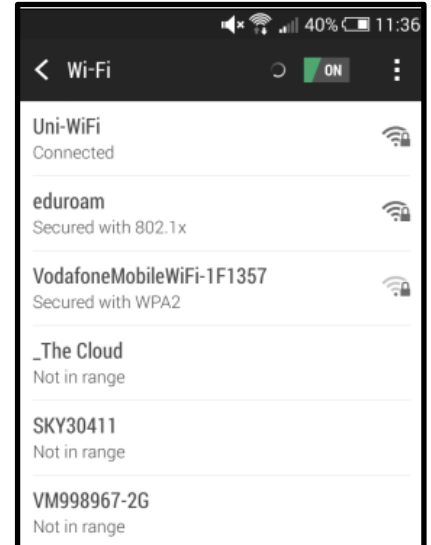
You will then be taken to the menu, tap the settings icon. This looks like a small cog.



This setting lets you turn Airplane mode on, simply touch the swipe bar.

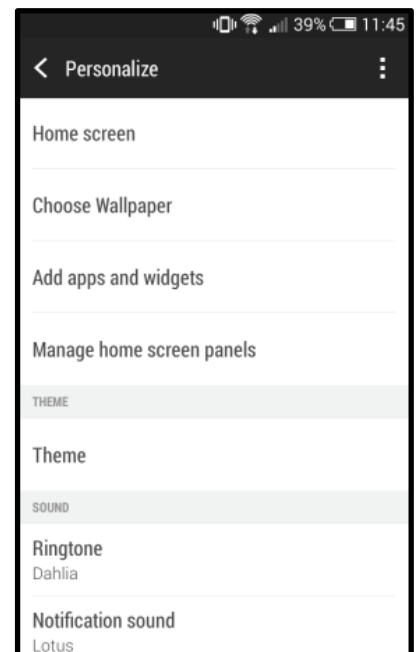
This setting lets you to connect to a WI-FI network, simply touch the swipe bar.

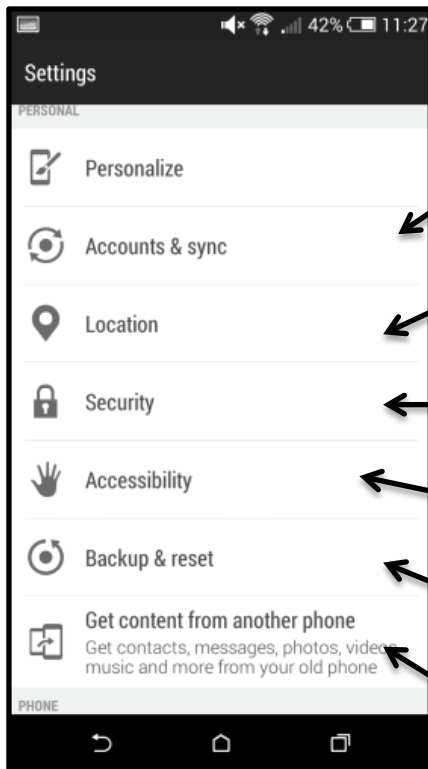
This option will let you turn your mobile data off, I wouldn't advise doing this as you probably wont always have a WI-FI connection



This option lets you personalise your phone.

This is the personalise page, it enables you to set a ringtones and wallpapers, and also manage your home screen, apps and panels.





This option lets you manage the accounts connected with the device.

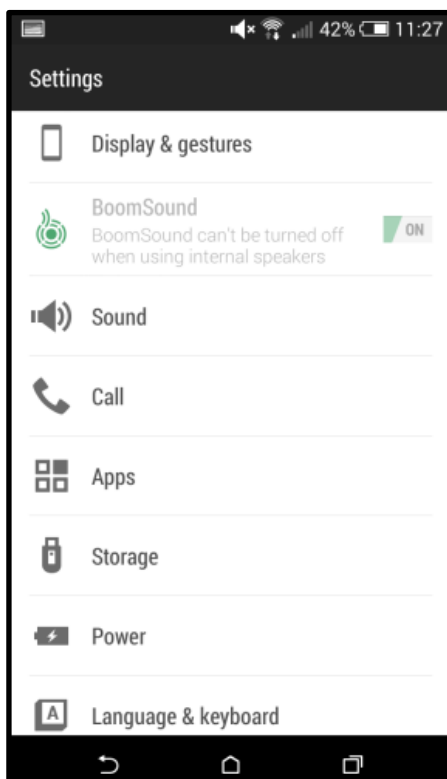
This option lets you set and manage the location settings for you apps, for example setting the weather forecast to your location will make it more accurate.

This option lets you set and manage the security settings on your device, such as passwords and lock time.

This option lets you set and manage the accessibility settings, such as font size.

This option lets you reset your device and also manages the backup for the device.

This option lets you get content from another device.



The next panel of settings enables you to modify the content on the device;

you can edit the sounds settings using "Sound", set up voicemail using "call"

manage apps and storage, change the language

Lastly manage the power settings using "power" here you can set change options like power saver and whether you want the battery percentage to be displayed.