



Enhance your teaching - inspire your students

# Using Blogs and Wikis in Teaching and Learning

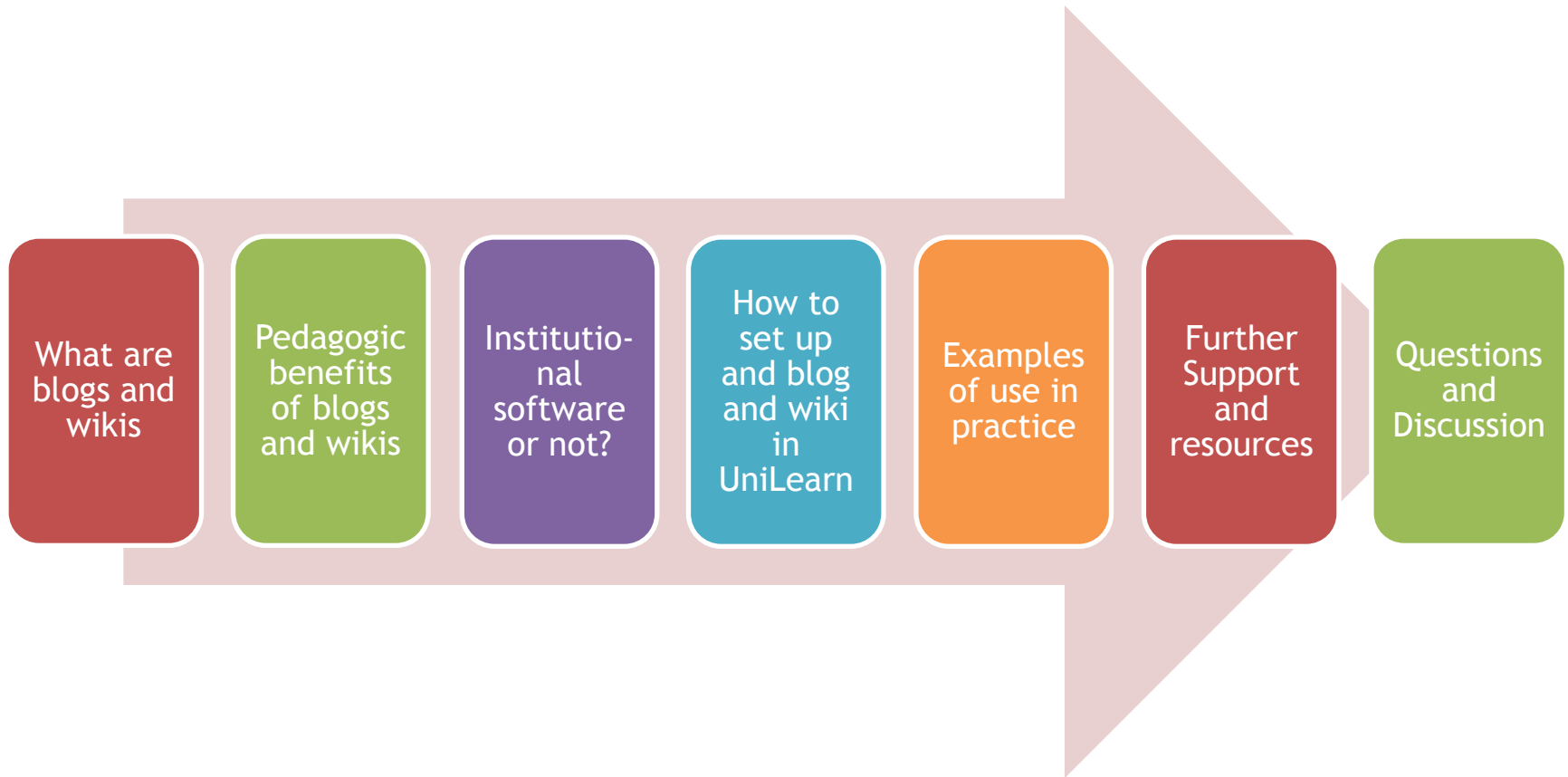
Learning Bytes Session - 1<sup>st</sup> November 2011

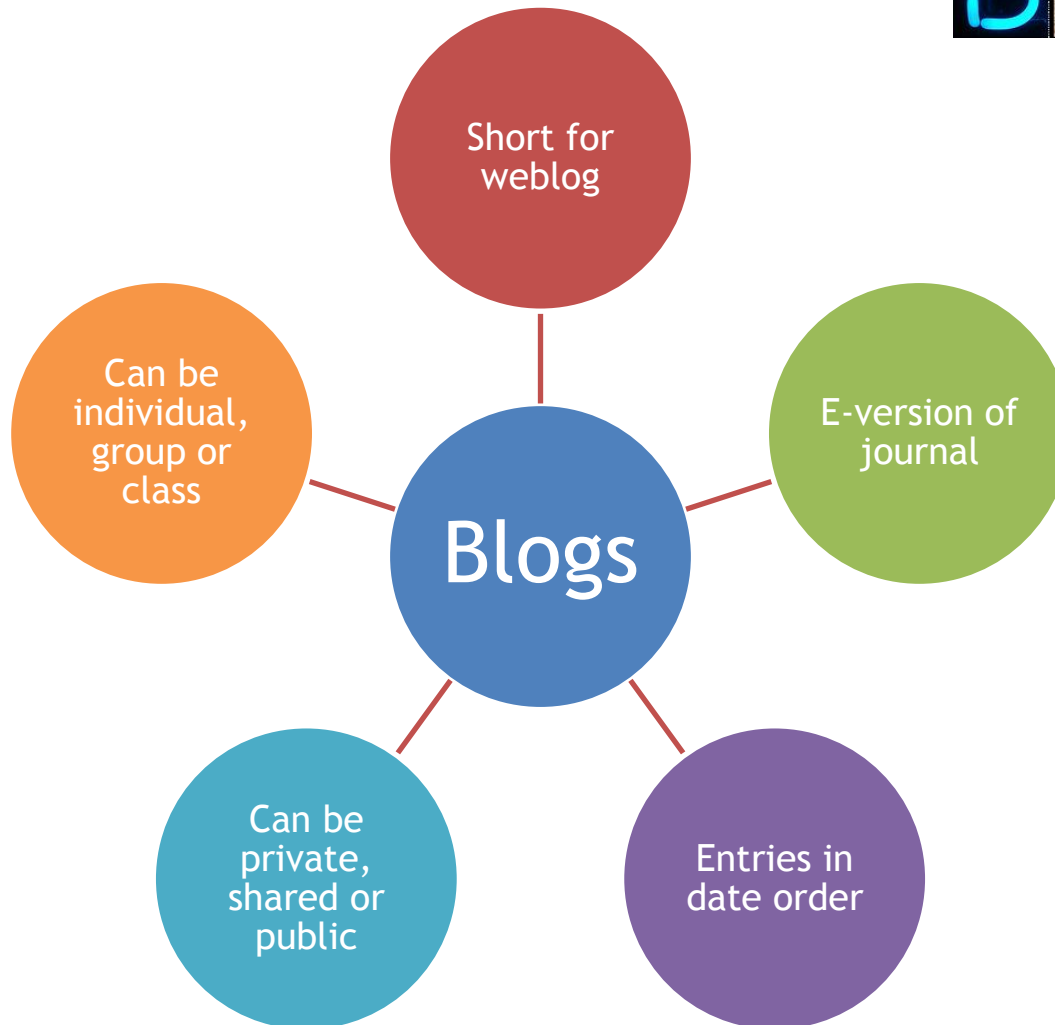


Enhance your teaching - inspire your students

# Using Blogs and Wikis in Teaching and Learning

## Format of the session:







Enhance your teaching - inspire your students

# Using Blogs and Wikis in Teaching and Learning



## Benefits of Blogging for Students

To practice writing

To provide a space for learning

To reflect

To see how other students are learning

Can be creative and can take pride in them

To have a wider audience

To give a purpose to writing

To show development of ideas

To start building a digital identity

Blogs promote ownership and choice

The interactive nature creates enthusiasm for writing

Blogs engage students in conversation



Enhance your teaching - inspire your students

# Using Blogs and Wikis in Teaching and Learning



## Benefits of Students Blogging for Staff

To see how/what students are learning

Window into the learning process

To improve teaching

To spot misunderstandings

They are date and time stamped

Quick feedback



Enhance your teaching - inspire your students

# Using Blogs and Wikis in Teaching and Learning





Enhance your teaching - inspire your students

# Using Blogs and Wikis in Teaching and Learning



## Benefits of Wikis for Students

To collaborate on a joint project

To contribute to a collection of resources

Asynchronous

All students can contribute

To share progress

To showcase work

Promotes real-world collaboration skills

Can publish content quickly without html skills

Pools the strength of many



Enhance your teaching - inspire your students

# Using Blogs and Wikis in Teaching and Learning



## Benefits of Students Using Wikis for Staff

To get students involved in creating content

To help build resources

To learn from students

To see the learning process

To see who has contributed to a joint project

To get the students working collaboratively

Can be rolled back and see revision history



## Institutional v Non-Institutional?

Things to consider:

Security

Stage of learning

Purpose of blog/wiki

Ownership

Helping students develop a digital identity

Audience

Access

Privacy/protecting students

Monitoring participation

Your and students skill level and comfort level

Pick the right tool for the job..

# Learning Bytes

Enhance your teaching - inspire your students

# Using Blogs and Wikis in Teaching and Learning

## Blogger



Create a blog. It's free.

[Get started](#)



Beautiful, customizable templates and layouts. [Try the template designer](#)



Up to the minute stats



Make money with AdSense



Explore [Blogs of Note](#)

Want to learn more? Take a [quick tour](#), watch a [video tutorial](#) or read [Blogger Buzz](#).

## Wordpress.com



A better way to blog.

[Get started here](#)

Learn more or [sign up now](#).

### Freshly Pressed:

The best of **404,951** bloggers, **435,332** new posts, **382,866** comments, & **112,066,320** words posted today on WordPress.com.




**Running Risks With That "Ugly Sweater" Contest**  
Webner House

Posts about humor →



**Splashes & Sands of Sugar Beach**  
Madelynne L. Nehl | Photographer

Posts about landscape →



**Spoken Word: The Hip-Hop Edition**  
List Off

Posts about culture →



**The Falkirk Wheel**  
Photo Mojo Mike

Posts about photography →



**Maleny, Queensland**

Posts about personal →



**The Fruit, the Palm and the Moon**



**Visit the Taj**  
wordifications



**Please Stop Just Sayin'**  
Tamara Out Loud



## Wiki Spaces

Wiki without the learning curve. A wiki solution.

**Wikis for Organizations** » A complete wiki environment, starting at \$1000/year

Used by:  
IBM, COLUMBIA UNIVERSITY, XEROX, Georgetown, etc.

**Wikis for Individuals and Groups** » Free and affordable single-wiki plans

All you need is a place for yourself, your classroom, your project. Create an account on wikispaces.com and get the wiki that's right for you.

How Does Wikispaces Work?

Start with a Click



With one click, edit any page in your wiki right in your browser.

Edit with Simple Tools



Add images, embed media, and format your page with clear, easy-to-use tools.

Talk to Us

Email us at [help@wikispaces.com](mailto:help@wikispaces.com) or give us a call at 800-833-8333. Go ahead. We want to hear from you!

What You're Saying ▶

"I've been using your fantastic service to break in my co-workers to the idea of using a wiki around the office. Everyone

**Online team collaboration to get work done.**  
Capture knowledge, share files, and manage projects with a secure, reliable environment.

[Learn More >>](#)

**Creative Agencies** Capture your agency's internal knowledge, increase productivity, and improve client satisfaction.

**Law Firms** Increase efficiency and control production costs, improve client satisfaction.

**General Business** Let colleagues, clients, and partners do their jobs more effectively. Increase business results.

**Education** Provide a rich and interactive environment for your students. Monitor and guide.

## PBWorks



Enhance your teaching - inspire your students

Using Blogs and Wikis in  
Teaching and Learning

# How to create blogs and wikis in UniLearn



Enhance your teaching - inspire your students

Using Blogs and Wikis in  
Teaching and Learning

Examples of Blogs and wikis in practice



Enhance your teaching - inspire your students

## Further Support and Help

- The ipark website <http://ipark.hud.ac.uk> (Toolshed)
- Your School's Learning Technology Advisor
- Abundance of literature about blogs and wikis
- CLS Learning Technologies Team



Enhance your teaching - inspire your students

Creating e-portfolios in UniLearn using  
Campus-Pack Tools

# Questions?

# Comments?